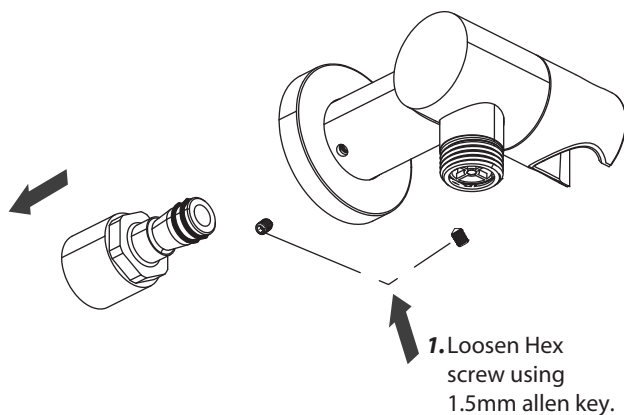


HS8027-Wall Elbow With Holder Installation

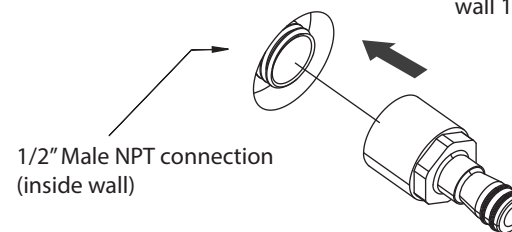
Installation Manual

2. Remove female slide on connector [FEM.5505] from trim.

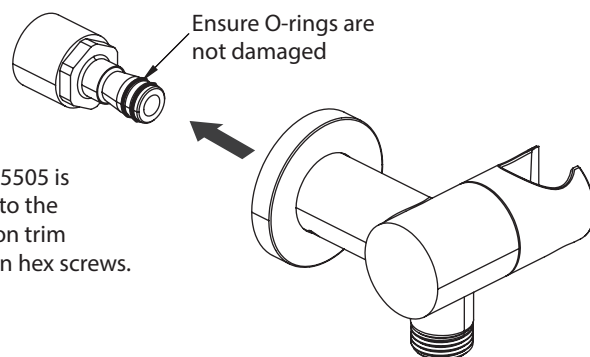


1. Loosen Hex screw using 1.5mm allen key.

3. Tighten FEM.5505 into wall 1/2" male connector



4. Once FEM.5505 is secured into the wall slide on trim and tighten hex screws.



Ensure O-rings are not damaged

5. Tighten Hex screws to secure trim onto FEM.5505 / wall. - use 1.5mm Allen key

