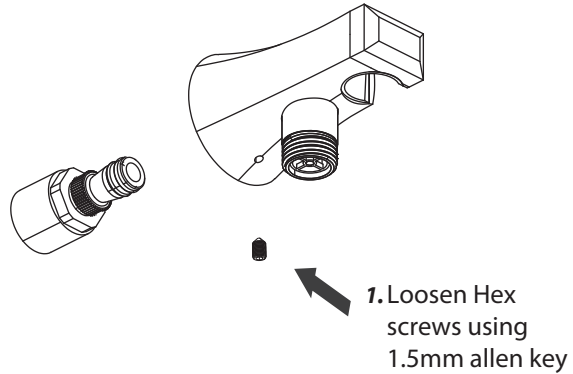
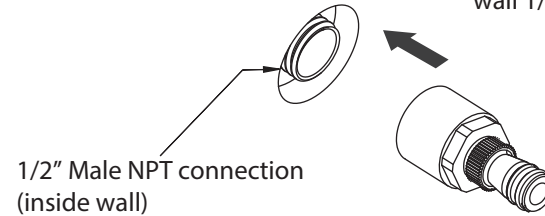


2. Remove  
female  
slide on  
connector  
[FEM.5505]  
from trim

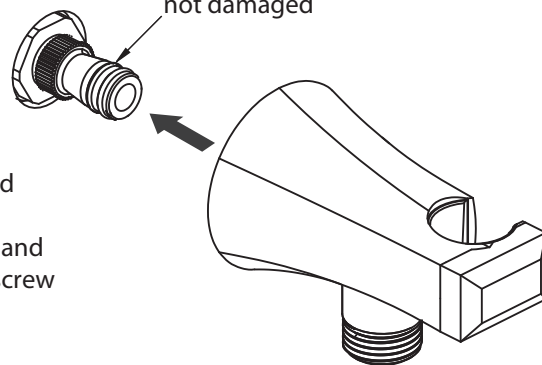


1. Loosen Hex  
screws using  
1.5mm allen key

3. Tighten FEM.5505 into  
wall 1/2" male connector



4. Once secured  
into the wall  
slide on trim and  
tighten hex screw



5. Tighten Hex screw  
to secure trim onto  
FEM.5505 / wall.  
- use 1.5mm Allen key

